

# Instructions to Enable and Use Panopto Cloud on Canvas

## Settings

Attendance

People

USF Photo Roster

SCORM

Conferences 

Collaborations 

Outcomes 

Files 

**Settings**

## Navigation

Course Details


Sections

**Navigation**

Apps

Feature Options

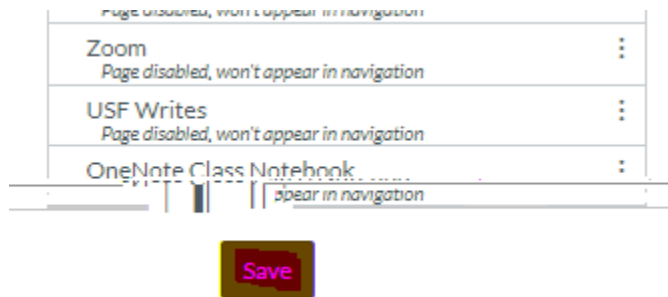
Drag and drop items to reorder them in the course navigation.



Enable



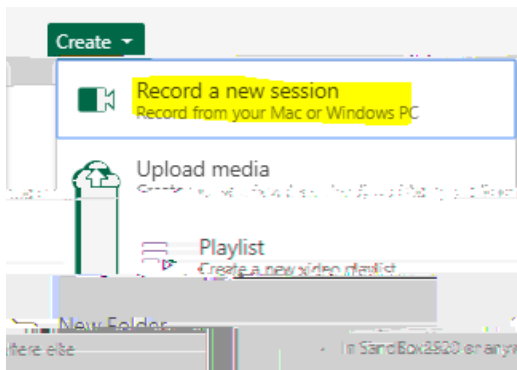
Save



### Panopto Cloud

- Conferences
- Collaborations
- Outcomes
- Files

### Settings




Open Panopto



Audio Video

Name

Quality



Enable screen capture preview

8 kbps 600 Resolution 1920 x 1080 fps

Record/Stop

Delete Done

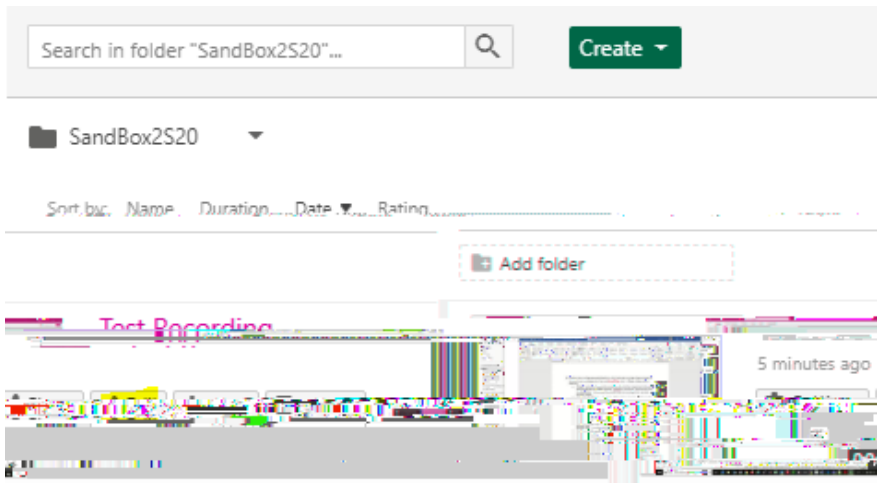
Delete

Done

Manage Recording



Note



Edit

